

What's New?

May 21, 2020

Take advantage of this in-depth view of What's New in Window Book's latest software release.

"Enhancements" only are detailed in this document. "Bug Fix" information can be found in the Technical Release Notes provided on each product's Software Download web page.



Dozens of projects are underway to add new functionality and improve user experience -- most of which are based on your suggestions!

~ Want to review a past "What's New" document for an older software release? ~

Go to <https://www.windowbook.com/Support/Downloads> and select the product you want information for.

On the product's Downloads page, scroll down and click the "All Release Notes" button.

Click on the version or release you want information for to expand/view the Release Notes for it.



Click the "What's New" link located in the first sentence. The "What's New" document specific to that software release will open.

C

Copyright © 2020 Window Book, Inc. All Rights Reserved.

The instructions and descriptions contained in this document were accurate at the time of publishing; however, succeeding products and documents are subject to change without notice. Therefore, Window Book, Inc. assumes no liability for damages incurred directly or indirectly from errors, omissions, or discrepancies between the product and this document. All product names are trademarks, registered trademarks, or service marks of their respective owners.

WHAT'S NEW IN SUMMARY

DAT-MAIL™

DAT-MAIL version 21.20.14.09



We've added the ability to record a QA outcome in wbSCAN when doing barcode searches!

A new 'QA Scan' function allows mailers to scan piece, tray or pallet barcodes during a QA process and record whether the QA check was OK, or an exception was encountered. [Click here](#) to see how!

✓ **Now wbSCAN lets you move pallets between manifests!**

As long as the manifest the pallet is already added to hasn't been dispatched, you're good to go. [Click here](#) to check it out!



ARE YOU UP TO DATE?

[View Products](#)

Check out which products were released with bug fixes or added support for other products.

WHAT'S NEW IN DETAIL

DAT-MAIL

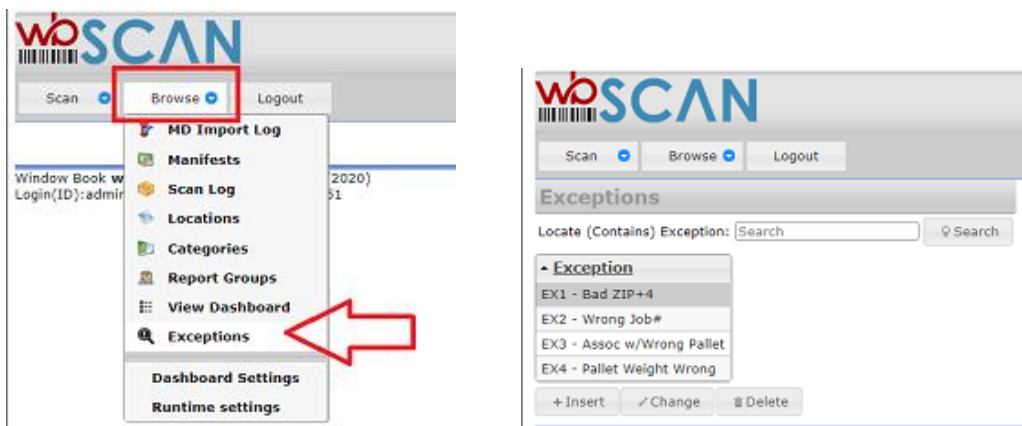
DAT-MAIL version 21.20.14.09

We've added the ability to record a QA outcome in wbSCAN when doing barcode searches!

A new 'QA Scan' function allows mailers to scan piece, tray or pallet barcodes during a QA process and record whether the QA check was OK, or an exception was encountered. Typical uses would be:

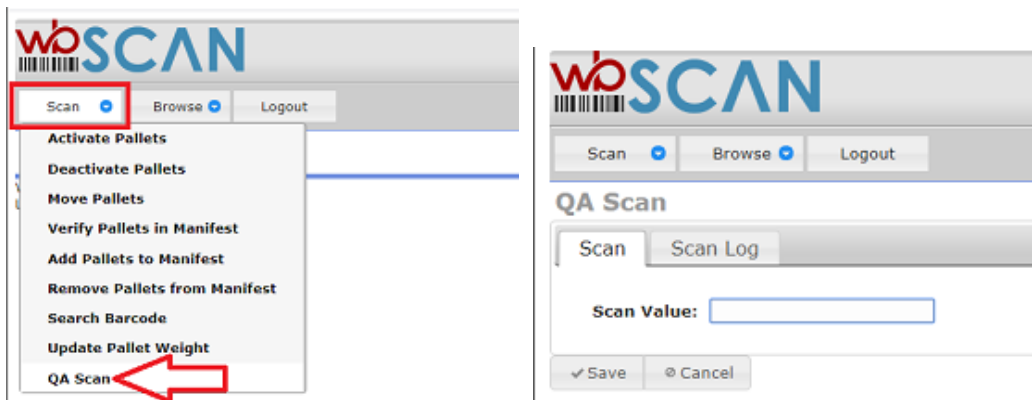
- Scanning piece barcodes and confirming that the ZIP+4 on the mail piece is the same as the ZIP+4 in the PDR/PBC Mail.dat® record;
- Scanning piece barcodes and confirming the pieces are in the correct trays;
- Scanning Tray/Sack barcodes and confirming the sack is on the right pallet; and
- Scanning Pallet Barcodes to record that they were checked for proper makeup and weight (the Weigh Pallet in wbSCAN option provides weight verification separately).

In wbSCAN, mailers are able to create a list of common exceptions.



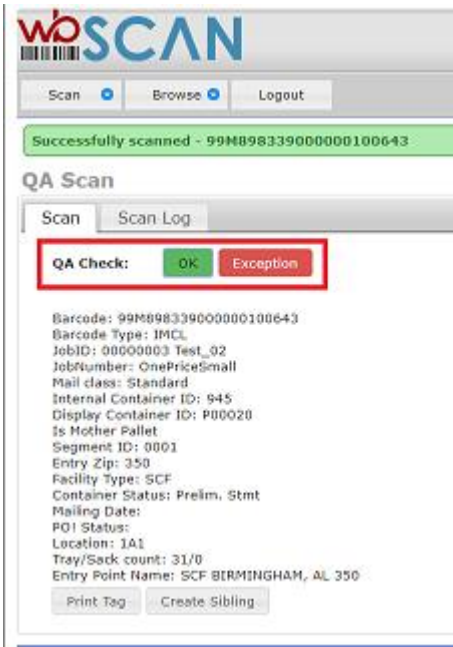
Once an exception is assigned to a job, it cannot be deleted from the system.

To perform a QA check, users can simply select the 'QA Scan' option from the 'Scan' menu and scan a barcode.



Continued....

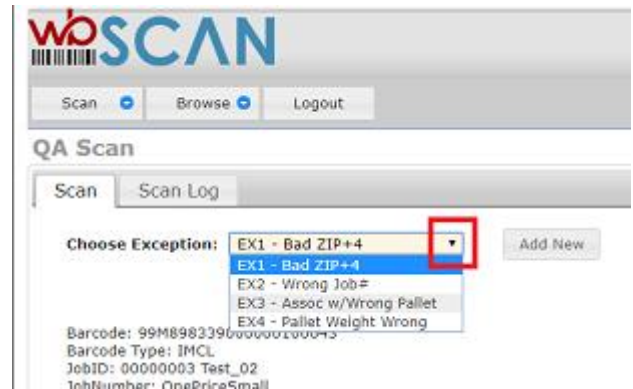
WHAT'S NEW IN DETAIL



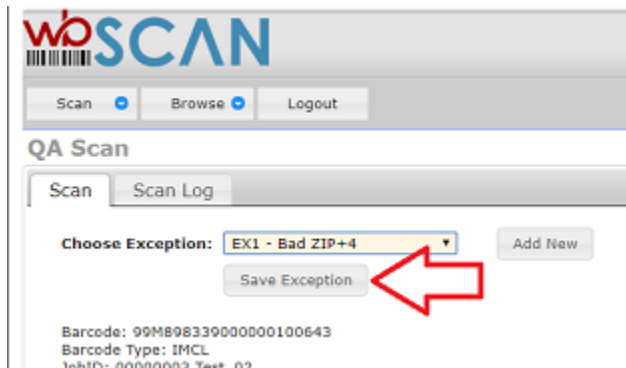
The details associated with the barcode will display. If no exceptions are identified, the user can click the QA Check's **OK** button. The screen will update, and the main QA Scan screen will display so another barcode can be scanned.

If an exception IS found, the user can record the issue in the system by clicking the QA Check's **Exception** button.

The screen will update, and the user will be prompted to select an exception from the drop-down provided.

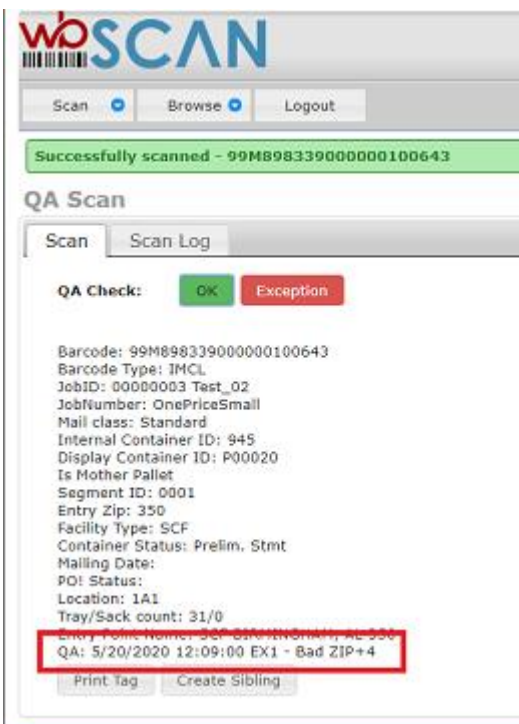


Once the appropriate exception is selected, the **Save Exception** button must be clicked. The screen will update, and the main QA Scan screen will display so another barcode can be scanned.



When the same barcode is scanned again, after an exception has been added, the last added exception will display at the bottom of the barcode details.

i A ScanLog Report is in development that will allow users to create an exception report for a date range by job.



WHAT'S NEW IN DETAIL

A record of the assigned exceptions is stored in the QA Scan function's Scan Log.

QA Scan

Scan **Scan Log**

Scanned Pallets

Scan Date	Scan Time	Scan Value	Location	Job ID	Pallet ID	Gross Weight	Manifest ID	Action	Error	Exception
5/20/2020	12:08 PM	99M898339000000100643		00000003	P00020	225.7313	0	Add EBoL		EX1 - Bad ZIP+4
5/20/2020	12:08 PM	99M898339000000100643		00000003	P00020	225.7313	0	Add EBoL		No Exception
5/19/2020	6:37 PM	99M200274000000014610		00000005	000003	25.8120	0			EX1 - Bad ZIP+4
5/19/2020	6:03 PM	99M201641000000027583		00000004	000002	124.7530	0			EX1 - Bad ZIP+4
					4	602.0276				

Save Cancel

In addition, the application's main 'Scan Log' accessible from the wbSCAN 'Browse' menu also keeps a record of the exceptions, along with the 'Scan Operation', so users can easily see if a 'QA Scan' was performed on a barcode.

wbSCAN

Scan **Browse** Logout

Scanned

- MD Import Log
- Manifests
- Scan Log**
- Locations
- Categories
- Report Groups
- View Dashboard
- Exceptions

Dashboard Settings

Runtime settings

Scan Date	Scan Time	Scan Value	Location	Job ID	Pallet ID	Gross Weight	Manifest ID	Action	Error	Exception	Scan Operation
5/20/2020		00100643		00000003	P00020	225.7313	0	Add EBoL		No Exception	QA Scan
5/20/2020		00100643		00000003	P00020	225.7313	0	Add EBoL		EX1 - Bad ZIP+4	QA Scan
5/20/2020		00100643		00000003	P00020	225.7313	0	Add EBoL		No Exception	QA Scan
5/19/2020		00014610		00000005	000003	25.8120	0			EX1 - Bad ZIP+4	QA Scan
5/19/2020		00027583		00000004	000002	124.7530	0			EX1 - Bad ZIP+4	QA Scan
4/21/2020		00014610	1A1	00000005	000003	25.8120	0			No Exception	Activate Pallets
4/21/2020		00027584	1A1	00000004	000001	450.3466	0			No Exception	Activate Pallets
4/21/2020		00027583	1A1	00000004	000002	124.7530	0			No Exception	Activate Pallets
4/21/2020		00000001	1A1			0.0000	0			No Exception	Search Barcode
4/21/2020	2:25 PM	99M898339000000100643	1A1	00000003	P00020	225.7313	0	Add EBoL		No Exception	Activate Pallets
					10	1,654.4018					

END

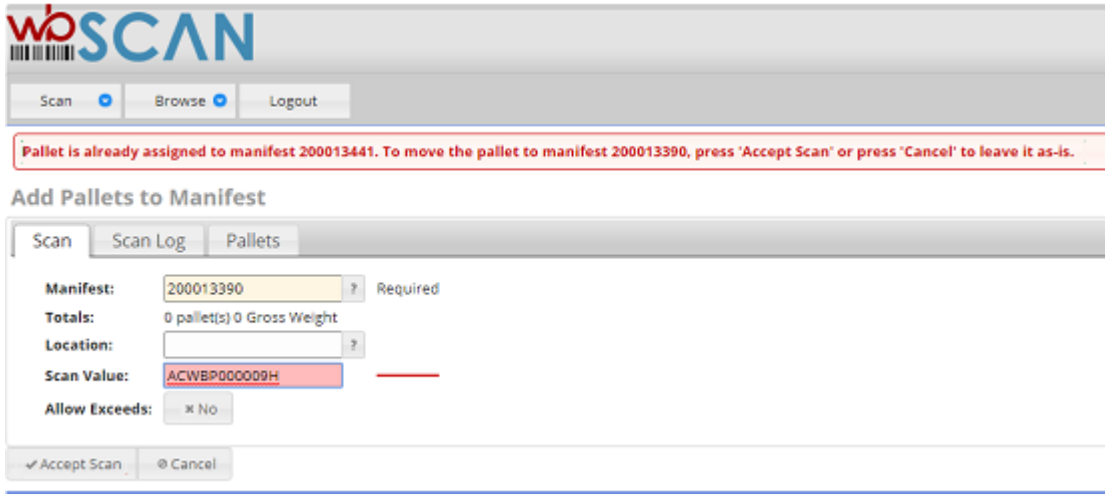
Now wbSCAN lets you move pallets between manifests!

Sometimes things come up that require a Client to deviate from their already planned trailers. Earlier versions of wbSCAN was not very accommodating in these situations. If the Client scanned a pallet to add it to a manifest and that pallet had already been added to a different manifest, wbSCAN would reject the scan and display an error.

Continued...

WHAT'S NEW IN DETAIL

All that has changed with this May release of DAT-MAIL/wbSCAN! Now Clients are able to scan a pallet to add it to a manifest, even if that pallet has already been added to a different manifest! As long as that original manifest has not been dispatched, wbSCAN will move that pallet from the first (original) manifest to the second/new one.



The screenshot displays the wbSCAN web application interface. At the top left is the 'wbSCAN' logo. Below it are three buttons: 'Scan', 'Browse', and 'Logout'. A red-bordered warning message states: 'Pallet is already assigned to manifest 200013441. To move the pallet to manifest 200013390, press 'Accept Scan' or press 'Cancel' to leave it as-is.' Below the warning is the 'Add Pallets to Manifest' section, which includes a tabbed interface with 'Scan', 'Scan Log', and 'Pallets' tabs. The 'Scan' tab is active and contains the following fields: 'Manifest:' with a dropdown menu showing '200013390' and a 'Required' label; 'Totals:' showing '0 pallet(s) 0 Gross Weight'; 'Location:' with a dropdown menu showing '?'; 'Scan Value:' with a text input field containing 'ACWBP000009H' and a red error bar below it; and 'Allow Exceeds:' with a dropdown menu showing 'x No'. At the bottom of the form are two buttons: 'Accept Scan' and 'Cancel'.

END



ARE YOU UP TO DATE?

Not all Window Book products that were published in this release included enhancements. Some products were released as a result of bug fixes or support updates for other Window Book software. All Window Book software should be kept up to date at all times to avoid any possible operating issues. The Window Book product(s) that were released and fit these criteria are listed in this section. Links to each product's Software Update page are provided so you can easily download and install the latest version.

Please Note: Bug fixes are documented in the Release Notes that accompany every product release and are viewable on each product's Software Download page.



DAT-MAIL Prep™

DAT-MAIL Prep version 8.20.14.176

Includes support for Scheduler 8.20.3.150
No bug fixes



POSTALWEB CONNECTOR™

PWC version 8.20.20.223

Includes support for Scheduler 8.20.3.150
No bug fixes



MAILDROP™

MailDrop version 8.20.13.56

Includes support for PostalWeb Connector 8.20.20.223
No bug fixes



POSTALWEB DESKTOP DASHBOARD™

PWDD version 10.20.20.214

No bug fixes



ARE YOU UP TO DATE?

AWAM™ FILE MANAGER

AWAM File Manager version 8.20.13.29

No bug fixes



AUTOMATION SCHEDULER™

Automation Scheduler version 8.20.3.150

No bug fixes

